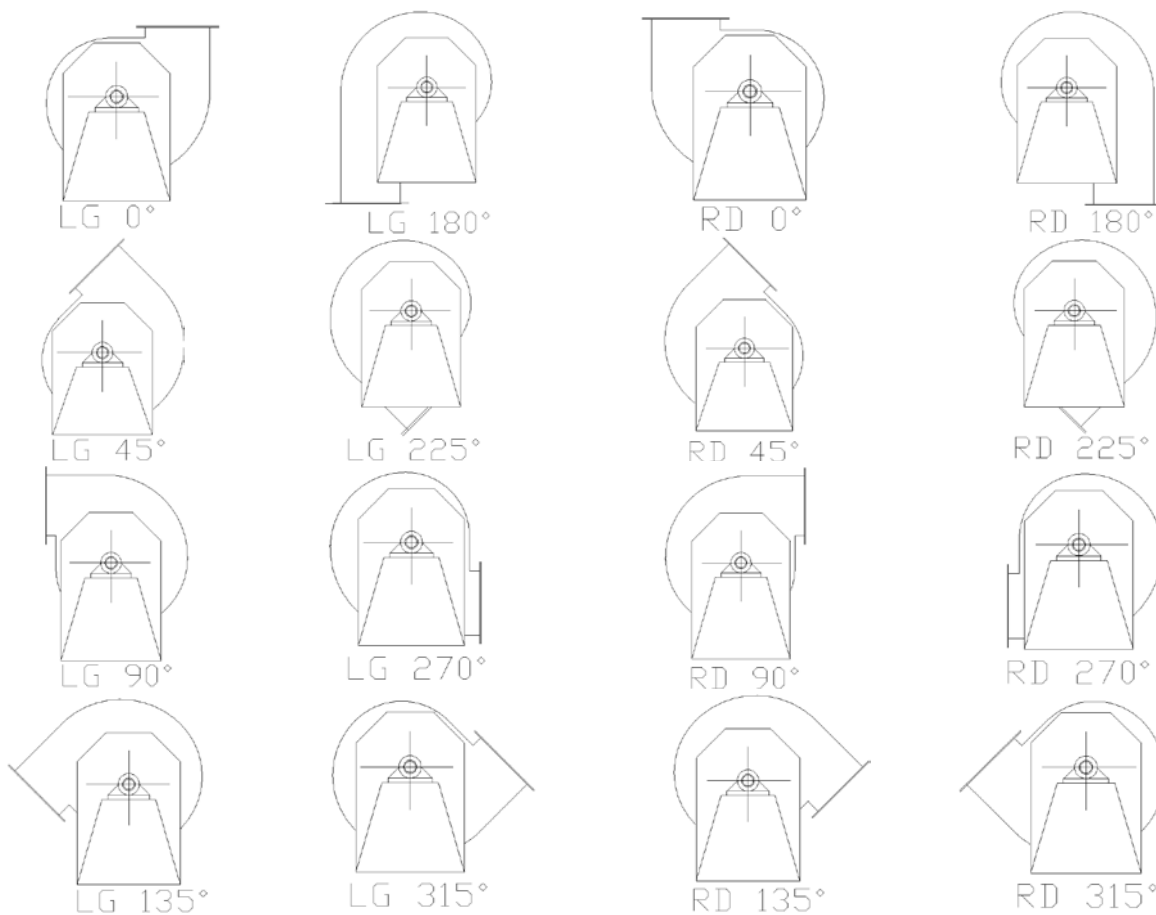
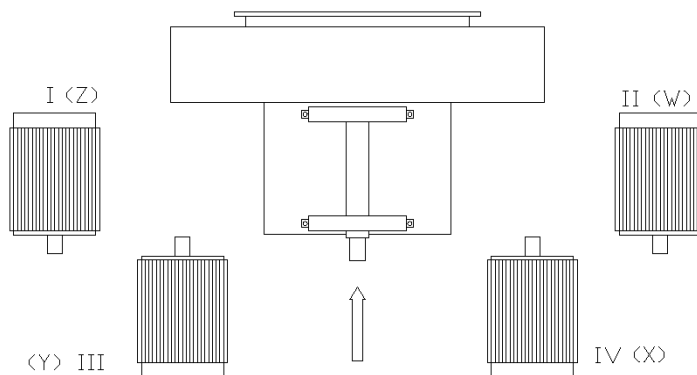


**Standardized guideline fans**



**Warning:** Fans are seen on the control side

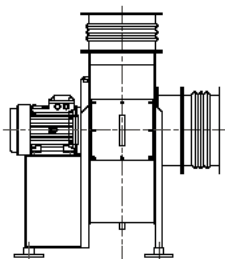
**Position control engine belts**



## Arrangements centrifugal fans

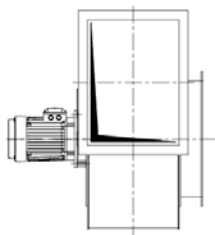
### Direct driven

Arrangement  
**4**



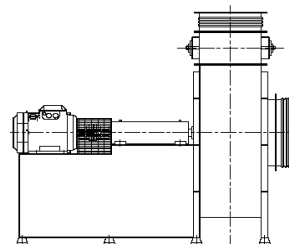
The turbine is directly assembled on the driving shaft end. Engine is posed on chair support

Arrangement  
**5**



The turbine is directly assembled on the driving shaft end. B5 engine assembled with its support without chair support

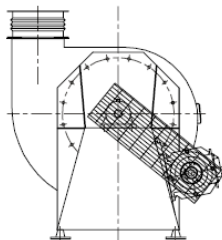
Arrangement  
**8**



The turbine is assembled to a shaft between two stages. A semi flexible coupling between shaft and engine

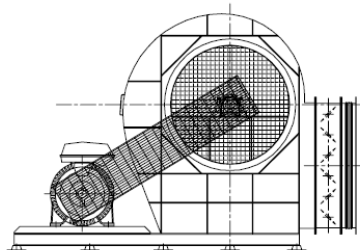
### Driven by V-belts

Arrangement  
**9**



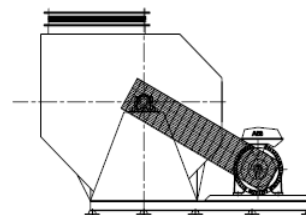
The turbine is assembled on an axis between stages. The engine is assembled on side of the chair support stages. The transmission is ensured by pulleys and belts.

Arrangement  
**11**



Double inlet centrifugal fan.  
The engine is assembled on a common frame. The transmission is ensured by pulleys and belts.

Arrangement  
**12**



The turbine is assembled on a shaft between stages. The engine is assembled on a common frame. The transmission is ensured by pulleys and belts.