

AXIAL FANS AND ROOF-MOUNTED EXTRACT FANS

HGT HGTX



HGT: Large diameter tubular axial fans with direct drive motors

HGTX: Large diameter tubular axial fans with external motors



Tubular axial fans fitted with aluminium impellers with 6 or 9 blades and different angles of inclination.

Fan:

- Airflow direction from motor to impeller.
- Impellers made of cast aluminium with 6 or 9 blades with adjustable angle of inclination.
- Tubular sheet steel casing.
- HGT: The standard version has a short casing. The long cased version is fitted with an inspection hatch.
- HGTX: Standard long cased version fitted with an inspection hatch.

Motor:

- IE3 efficiency motors for powers equal to or higher than 0.75kW except single-phase, 2-speed and 8-pole.
- Class F motors with ball bearings and IP55 protection.

- Three-phase 230/400V-50Hz (up to 4kW) and 400/690V-50Hz (powers higher than 4kW).
- Operating temperature:
HGT: -25°C +50°C
HGTX: -25 °C +120 °C

Finish:

- Anti-corrosive finish of polyester resin polymerised at 190 °C, previously degreased with phosphate-free nanotechnological treatment.

On request:

- Airflow direction from impeller to motor.
- 100% reversible impellers.
- Special windings for different voltages.
- ATEX-certified Category 2.
- HGT: Long cased fans fitted with an inspection hatch.
- Two-speed motors.

Order code



HGT: Tubular axial fans with large diameters and direct drive motors.
HGTX: Large diameter tubular axial fans with external motor.

Impeller diameter in cm

Number of motor poles
4=1400 r/min. 50 Hz
6=900 r/min. 50 Hz
8=750 r/min. 50 Hz

T= Three-phase

Number of blades
6 blades
9 blades

Motor power (HP)

Blade inclination angle

PV=Inlet housing



Technical characteristics

Model		Speed (r/min)	Maximum admissible current (A)			Installed power (kW)	Maximum flow rate (m³/h)	Sound pressure level dB(A)	Approx. weight (kg)			According to ErP
HGT	HGTX		230V	400V	690V				HGT Long	HGT Short	HGTX	
HGT	HGTX	125-4T/6-20 IE3	1465	27.90	16.20	15.00	78300	89	294	266	414	2015
HGT	HGTX	125-4T/6-25 IE3	1470	35.10	20.30	18.50	92000	90	372	329	459	2015
HGT	HGTX	125-4T/6-30 IE3	1470	41.00	23.80	22.00	98100	90	372	329	459	2015
HGT	HGTX	125-4T/6-40 IE3	1480	57.10	33.10	30.00	117000	92	477	433	566	2015
HGT	HGTX	125-4T/6-50 IE3	1480	69.20	40.10	37.00	123700	93	560	504	631	2015
HGT	HGTX	125-4T/6-60 IE3	1475	80.90	46.90	45.00	136000	94	598	542	669	2015
HGT	HGTX	125-4T/6-75 IE3	1480	98.60	57.20	55.00	148000	95	614	564	700	2015
HGT	HGTX	125-4T/6-100 IE3	1485	134.00	77.70	75.00	161000	96	708	658	794	2015
HGT	HGTX	125-4T/9-25 IE3	1470	35.10	20.30	18.50	79750	88	381	338	468	2015
HGT	HGTX	125-4T/9-30 IE3	1470	41.00	23.80	22.00	97000	89	381	338	468	2015
HGT	HGTX	125-4T/9-40 IE3	1480	57.10	33.10	30.00	111200	91	486	442	575	2015
HGT	HGTX	125-4T/9-50 IE3	1480	69.20	40.10	37.00	118350	93	569	513	640	2015
HGT	HGTX	125-4T/9-60 IE3	1475	80.90	46.90	45.00	127000	94	607	551	678	2015
HGT	HGTX	125-4T/9-75 IE3	1480	98.60	57.20	55.00	142000	95	623	573	709	2015
HGT	HGTX	125-4T/9-100 IE3	1485	134.00	77.70	75.00	155000	99	717	667	803	2015
HGT	HGTX	125-6T/6-5.5 IE3	960	15.60	8.99	4.00	51300	77	216	183	347	2015
HGT	HGTX	125-6T/6-7.5 IE3	970	11.20	6.49	5.50	60300	77	228	195	359	2015

Technical characteristics

Model			Speed (r/min)	Maximum admissible current (A)			Installed power (kW)	Maximum flow rate (m³/h)	Sound pressure level dB(A)	Approx. weight (kg)			According to ErP
				230V	400V	690V				HGT Long	HGT Short	HGTX	
HGT HGTX	125-6T/6-10 IE3	975		14.80	8.58	7.50	72250	79	306	278	426	2015	
HGT HGTX	125-6T/6-15 IE3	975		21.90	12.70	11.00	85450	81	307	279	427	2015	
HGT HGTX	125-6T/6-20 IE3	975		28.20	16.30	15.00	92850	82	416	373	503	2015	
HGT HGTX	125-6T/6-25 IE3	980		35.90	20.80	18.50	103000	84	449	405	538	2015	
HGT HGTX	125-6T/9-10 IE3	975		14.80	8.58	7.50	68200	78	315	287	435	2015	
HGT HGTX	125-6T/9-15 IE3	975		21.90	12.70	11.00	77550	81	316	288	436	2015	
HGT HGTX	125-6T/9-20 IE3	975		28.20	16.30	15.00	92900	84	425	382	512	2015	
HGT HGTX	125-6T/9-25 IE3	980		35.90	20.80	18.50	98700	85	458	414	547	2015	
HGT HGTX	125-6T/9-30 IE3	980		42.40	24.60	22.00	104000	87	463	419	552	2015	
HGT HGTX	125-8T/6-3	705	9.53	5.50		2.20	45700	69	218	185	349	2015	
HGT HGTX	125-8T/6-4	705	12.82	7.40		3.00	51800	71	225	192	356	2015	
HGT HGTX	125-8T/6-5.5	710	16.11	9.30		4.00	61500	72	258	230	378	2015	
HGT HGTX	125-8T/6-7.5	710		12.00	7.20	5.50	67500	73	271	243	391	2015	
HGT HGTX	125-8T/6-10	725		16.00	9.50	7.50	75500	75	301	273	421	2015	
HGT HGTX	125-8T/9-4	705	12.82	7.40		3.00	48200	70	234	201	365	2015	
HGT HGTX	125-8T/9-5.5	710	16.11	9.30		4.00	55200	73	267	239	387	2015	
HGT HGTX	125-8T/9-7.5	710		12.00	7.20	5.50	67000	75	280	252	400	2015	
HGT HGTX	125-8T/9-10	725		16.00	9.50	7.50	74750	76	310	282	430	2015	
HGT HGTX	125-8T/9-15	720		24.00	13.80	11.00	80800	79	372	329	459	2015	
HGT -	140-6T/6-5.5 IE3	960	15.60	8.99		4.00	58000	82	266	229		2015	
HGT -	140-6T/6-7.5 IE3	970		11.20	6.49	5.50	66000	84	278	241		2015	
HGT -	140-6T/6-10 IE3	975		14.80	8.58	7.50	80700	85	365	326		2015	
HGT -	140-6T/6-15 IE3	975		21.90	12.70	11.00	96700	86	366	327		2015	
HGT -	140-6T/6-20 IE3	975		28.20	16.30	15.00	104000	87	472	423		2015	
HGT -	140-6T/6-25 IE3	980		35.90	20.80	18.50	115000	88	506	457		2015	
HGT -	140-6T/6-30 IE3	980		42.40	24.60	22.00	119000	89	511	462		2015	
HGT -	140-6T/9-10 IE3	975		14.80	8.58	7.50	70000	84	374	335		2015	
HGT -	140-6T/9-15 IE3	975		21.90	12.70	11.00	86000	86	375	336		2015	
HGT -	140-6T/9-20 IE3	975		28.20	16.30	15.00	97500	87	482	432		2015	
HGT -	140-6T/9-25 IE3	980		35.90	20.80	18.50	111000	88	515	467		2015	
HGT -	140-6T/9-30 IE3	980		42.40	24.60	22.00	118500	89	520	472		2015	
HGT -	140-6T/9-40 IE3	985		55.40	32.10	30.00	132000	91	676	614		2015	
HGT -	140-6T/9-50 IE3	985		67.20	39.00	37.00	139000	92	693	638		2015	
HGT -	140-8T/6-3	705	9.53	5.50		2.20	47500	78	268	231		2015	
HGT -	140-8T/6-4	705	12.82	7.40		3.00	57600	79	275	238		2015	
HGT -	140-8T/6-5.5	710	16.11	9.30		4.00	65200	80	317	278		2015	
HGT -	140-8T/6-7.5	710		12.00	7.20	5.50	73300	81	330	291		2015	
HGT -	140-8T/6-10	725		16.00	9.50	7.50	82200	82	360	321		2015	
HGT -	140-8T/6-15	720		24.00	13.80	11.00	94200	83	419	370		2015	
HGT -	140-8T/9-4	705	12.82	7.40		3.00	47200	79	284	247		2015	
HGT -	140-8T/9-5.5	710	16.11	9.30		4.00	64400	79	326	287		2015	
HGT -	140-8T/9-7.5	710		12.00	7.20	5.50	69200	81	339	300		2015	
HGT -	140-8T/9-10	725		16.00	9.50	7.50	78700	82	369	330		2015	
HGT -	140-8T/9-15	720		24.00	13.80	11.00	94300	83	429	379		2015	
HGT -	140-8T/9-20	725		31.00	18.10	15.00	103000	86	485	437		2015	
HGT -	160-6T/6-10 IE3	975		14.80	8.58	7.50	75000	83	439	385		2015	
HGT -	160-6T/6-15 IE3	975		21.90	12.70	11.00	93500	85	440	386		2015	
HGT -	160-6T/6-20 IE3	975		28.20	16.30	15.00	120500	86	559	490		2015	
HGT -	160-6T/6-25 IE3	980		35.90	20.80	18.50	130000	87	593	524		2015	
HGT -	160-6T/6-30 IE3	980		42.40	24.60	22.00	140000	88	598	529		2015	
HGT -	160-6T/6-40 IE3	985		55.40	32.10	30.00	158000	89	771	672		2015	
HGT -	160-6T/6-50 IE3	985		67.20	39.00	37.00	171000	91	784	699		2015	
HGT -	160-6T/9-15 IE3	975		21.90	12.70	11.00	87000	85	450	396		2015	
HGT -	160-6T/9-20 IE3	975		28.20	16.30	15.00	104000	86	569	500		2015	
HGT -	160-6T/9-25 IE3	980		35.90	20.80	18.50	127000	87	603	534		2015	
HGT -	160-6T/9-30 IE3	980		42.40	24.60	22.00	135000	88	608	539		2015	
HGT -	160-6T/9-40 IE3	985		55.40	32.10	30.00	147000	89	781	682		2015	
HGT -	160-6T/9-50 IE3	985		67.20	39.00	37.00	165000	90	794	710		2015	
HGT -	160-6T/9-60 IE3	985		84.40	48.90	45.00	177000	91	1019	920		2015	
HGT -	160-6T/9-75 IE3	985		103.00	59.70	55.00	193000	92	1077	978		2015	
HGT -	160-6T/9-100 IE3	990		139.00	80.60	75.00	207500	93	1232	1133		2015	
HGT -	160-8T/6-4	705	12.82	7.40		3.00	70900	76	344	292		2015	
HGT -	160-8T/6-5.5	710	16.11	9.30		4.00	84500	77	391	337		2015	
HGT -	160-8T/6-7.5	710		12.00	7.20	5.50	77000	79	404	350		2015	
HGT -	160-8T/6-10	725		16.00	9.50	7.50	95000	80	434	380		2015	
HGT -	160-8T/6-15	720		24.00	13.80	11.00	109000	82	506	437		2015	

AXIAL FANS AND ROOF-MOUNTED EXTRACT FANS

Technical characteristics

Model	Speed (r/min)	Maximum admissible current (A)			Installed power (kW)	Maximum flow rate (m³/h)	Sound pressure level dB(A)	Approx. weight (kg)			According to ErP
		230V	400V	690V				HGT Long	HGT Short	HGTX	
HGT - 160-8T/6-20	725		31.00	18.10	15.00	123000	83	563	494		2015
HGT - 160-8T/6-25	725		36.00	20.70	18.50	130000	84	641	542		2015
HGT - 160-8T/9-7.5	710		12.00	7.20	5.50	70000	79	414	360		2015
HGT - 160-8T/9-10	725		16.00	9.50	7.50	87000	80	444	390		2015
HGT - 160-8T/9-15	720		24.00	13.80	11.00	103000	82	516	447		2015
HGT - 160-8T/9-20	725		31.00	18.10	15.00	117000	83	573	504		2015
HGT - 160-8T/9-25	725		36.00	20.70	18.50	133000	84	651	552		2015
HGT - 160-8T/9-30	725		42.00	24.40	22.00	140000	85	666	567		2015
HGT - 160-8T/9-40	730		61.00	35.10	30.00	151000	86	724	640		2015



Erp. (Energy Related Products)

Information on Directive 2009/125/EC can be downloaded from the SODECA website or the QuickFan selector programme.

Acoustic characteristics

The indicated values are determined by measuring the sound pressure level and sound power in dB(A) obtained in a free field at a distance equivalent to twice the size of the fan plus the impeller diameter, with a minimum of 1.5 m.

Sound power spectrum Lw(A) in dB(A) per Hz frequency band

Model	63	125	250	500	1000	2000	4000	8000	Model	63	125	250	500	1000	2000	4000	8000
125-4T/6-20	66	74	90	97	99	94	88	84	140-6T/9-25	70	88	97	96	95	91	82	77
125-4T/6-25	67	75	91	98	100	95	89	85	140-6T/9-30	70	88	97	96	95	91	82	77
125-4T/6-30	68	76	92	99	101	96	90	86	140-6T/9-40	71	89	98	97	96	92	83	78
125-4T/6-40	69	77	93	100	102	97	91	87	140-6T/9-50	74	92	101	100	99	95	86	81
125-4T/6-50	71	79	95	102	104	99	93	89	140-8T/6-3	61	73	82	86	84	78	68	65
125-4T/6-60	72	80	96	103	105	100	94	90	140-8T/6-4	63	75	84	88	86	80	70	67
125-4T/6-75	72	80	96	103	105	100	94	90	140-8T/6-5.5	64	76	85	89	87	81	71	68
125-4T/6-100	74	82	98	105	107	102	96	92	140-8T/6-7.5	65	77	86	90	88	82	72	69
125-4T/9-25	66	74	91	97	98	93	88	84	140-8T/6-10	66	78	87	91	89	83	73	70
125-4T/9-30	67	75	92	98	99	94	89	85	140-8T/6-15	68	80	89	93	91	85	75	72
125-4T/9-40	68	76	93	99	100	95	90	86	140-8T/9-4	61	72	83	88	86	82	72	67
125-4T/9-50	70	78	95	101	102	97	92	88	140-8T/9-5.5	62	73	84	89	87	83	73	68
125-4T/9-60	72	80	97	103	104	99	94	90	140-8T/9-7.5	63	74	85	90	88	84	74	69
125-4T/9-75	72	80	97	103	104	99	94	90	140-8T/9-10	64	75	86	91	89	85	75	70
125-4T/9-100	74	82	99	105	106	101	96	92	140-8T/9-15	65	76	87	92	90	86	76	71
125-6T/6-5.5	59	68	81	84	85	82	71	67	140-8T/9-20	67	78	89	94	92	88	78	73
125-6T/6-7.5	60	69	82	85	86	83	72	68	160-6T/6-10	67	82	91	93	90	84	76	72
125-6T/6-10	61	70	83	86	87	84	73	69	160-6T/6-15	68	83	92	94	91	85	77	73
125-6T/6-15	63	72	85	88	89	86	75	71	160-6T/6-20	70	85	94	96	93	87	79	75
125-6T/6-20	65	74	87	90	91	88	77	73	160-6T/6-25	71	86	95	97	94	88	80	76
125-6T/6-25	66	75	88	91	92	89	78	74	160-6T/6-30	71	86	95	97	94	88	80	76
125-6T/9-10	57	67	82	86	85	84	73	69	160-6T/6-40	72	87	96	98	95	89	81	77
125-6T/9-15	59	69	84	88	87	86	75	71	160-6T/6-50	74	89	98	100	97	91	83	79
125-6T/9-20	62	72	87	91	90	89	78	74	160-6T/9-15	67	85	94	93	92	88	79	74
125-6T/9-25	64	74	89	93	92	91	80	76	160-6T/9-20	68	86	95	94	93	89	80	75
125-6T/9-30	66	76	91	95	94	93	82	78	160-6T/9-25	69	87	96	95	94	90	81	76
125-8T/6-3	53	61	73	78	77	72	61	57	160-6T/9-30	70	88	97	96	95	91	82	77
125-8T/6-4	54	62	74	79	78	73	62	58	160-6T/9-40	71	89	98	97	96	92	83	78
125-8T/6-5.5	56	64	76	81	80	75	64	60	160-6T/9-50	72	90	99	98	97	93	84	79
125-8T/6-7.5	58	66	78	83	82	77	66	62	160-6T/9-60	72	90	99	98	97	93	84	79
125-8T/6-10	59	67	79	84	83	78	67	63	160-6T/9-75	73	91	100	99	98	94	85	80
125-8T/9-4	51	62	72	78	79	74	63	59	160-6T/9-100	75	93	102	101	100	96	87	82
125-8T/9-5.5	53	64	74	80	81	76	65	61	160-8T/6-4	60	75	84	86	83	77	69	65
125-8T/9-7.5	56	67	77	83	84	79	68	64	160-8T/6-5.5	61	76	85	87	84	78	70	66
125-8T/9-10	58	69	79	85	86	81	70	66	160-8T/6-7.5	62	77	86	88	85	79	71	67
125-8T/9-15	59	70	80	86	87	82	71	67	160-8T/6-10	63	78	87	89	86	80	72	68
140-6T/6-5.5	66	81	90	92	89	83	75	71	160-8T/6-15	65	80	89	91	88	82	74	70
140-6T/6-7.5	67	82	91	93	90	84	76	72	160-8T/6-20	66	81	90	92	89	83	75	71
140-6T/6-10	68	83	92	94	91	85	77	73	160-8T/6-25	68	83	92	94	91	85	77	73
140-6T/6-15	69	84	93	95	92	86	78	74	160-8T/9-7.5	60	78	87	86	85	81	72	67
140-6T/6-20	71	86	95	97	94	88	80	76	160-8T/9-10	62	80	89	88	87	83	74	69
140-6T/6-25	72	87	96	98	95	89	81	77	160-8T/9-15	63	81	90	89	88	84	75	70
140-6T/6-30	73	88	97	99	96	90	82	78	160-8T/9-20	64	82	91	90	89	85	76	71
140-6T/9-10	66	84	93	92	91	87	78	73	160-8T/9-25	65	83	92	91	90	86	77	72
140-6T/9-15	67	85	94	93	92	88	79	74	160-8T/9-30	66	84	93	92	91	87	78	73
140-6T/9-20	69	87	96	95	94	90	81	76	160-8T/9-40	68	86	95	94	93	89	80	75

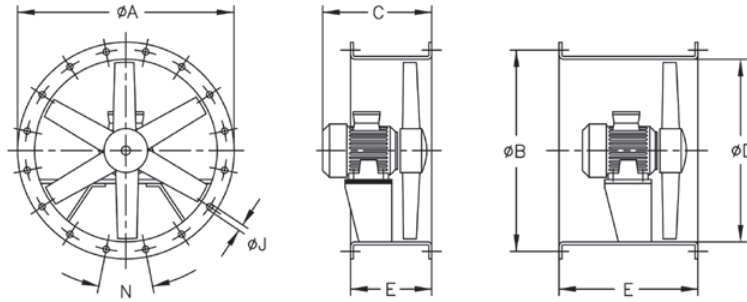
Accessories

See accessories section.



Dimensions mm

HGT



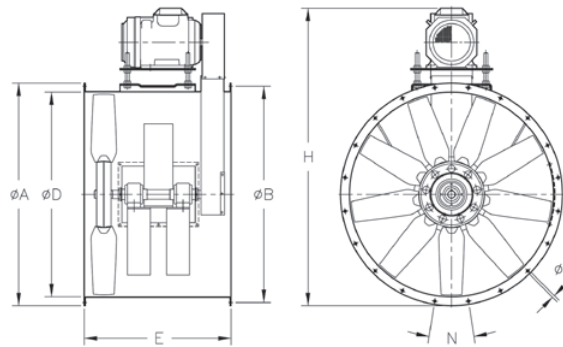
Model	ØA	ØB	C (Consult motor construction size)							ØD	E*		ØJ	N
			132	160	180	200	225	250	280		Short (STD)	long		
HGT-125	1365	1320	586	-	-	-	-	-	-	1250	500	700	15	20x18°
HGT-125	1365	1320	-	700	-	-	-	-	-	1250	500	700	15	20x18°
HGT-125	1365	1320	-	-	765	825	-	-	-	1250	700	900	15	20x18°
HGT-125	1365	1320	-	-	-	-	910	-	-	1250	700	1000	15	20x18°
HGT-125	1365	1320	-	-	-	-	-	985	-	1250	700	1000	15	20x18°
HGT-125	1365	1320	-	-	-	-	-	-	1190	1250	700	1200	15	20x18°
HGT-140	1515	1470	586	-	-	-	-	-	-	1400	400	650	15	20x18°
HGT-140	1515	1470	-	700	-	-	-	-	-	1400	450	700	15	20x18°
HGT-140	1515	1470	-	-	765	825	-	-	-	1400	550	900	15	20x18°
HGT-140	1515	1470	-	-	-	-	910	-	-	1400	550	1000	15	20x18°
HGT-140	1515	1470	-	-	-	-	-	985	-	1400	600	1000	15	20x18°
HGT-160	1735	1680	586	-	-	-	-	-	-	1600	400	650	19	24x15°
HGT-160	1735	1680	-	700	-	-	-	-	-	1600	450	700	19	24x15°
HGT-160	1735	1680	-	-	765	825	-	-	-	1600	550	900	19	24x15°
HGT-160	1735	1680	-	-	-	-	910	-	-	1600	550	1000	19	24x15°
HGT-160	1735	1680	-	-	-	-	-	985	-	1600	600	1000	19	24x15°
HGT-160	1735	1680	-	-	-	-	-	-	1190	1600	700	1200	19	24x15°

* Standard version supplied with short casing. Long casing with inspection hatch available on request.

Motor construction sizes depending on power

Poles	r/min	HP	3	4	5.5	7.5	10	15	20	25	30	40	50	60	75	100
4T	1500	-	-	-	-	-	132	160	160	180	180	200	225	225	250	280
6T	1000	-	132	132	132	160	160	180	200	200	225	250	280	280	280	-
8T	750	-	132	132	160	160	160	180	200	225	225	250	-	-	-	-

HGTX



Model	ØA	ØB	ØD	E	H (Consult motor construction size)							ØJ	N	
					132	160	180	200	225	250	280			
HGT-X 125	1365	1320	1250	900	1743	1815	1850	-	-	-	-	-	15	20x18°
HGT-X 125	1365	1320	1250	960	-	-	-	1930	1995	-	-	-	15	20x18°
HGT-X 125	1365	1320	1250	1100	-	-	-	-	-	2060	-	-	15	20x18°
HGT-X 125	1365	1320	1250	1100	-	-	-	-	-	-	2090	-	15	20x18°

Motor construction sizes depending on power

Poles	r/min	HP	3	4	5.5	7.5	10	15	20	25	30	40	50	60	75	100
4T	1500	-	-	-	-	-	132	160	160	180	180	200	225	225	250	280
6T	1000	-	132	132	132	160	160	180	200	200	225	250	280	280	280	-
8T	750	-	132	132	160	160	160	180	200	225	225	250	-	-	-	-

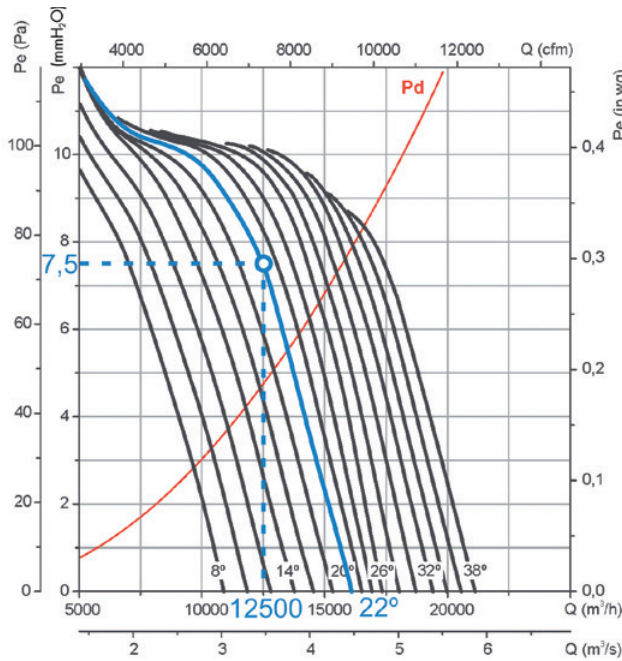
AXIAL FANS AND ROOF-MOUNTED EXTRACT FANS

SELECTION EXAMPLE

Characteristic curves

Q= Flow rate in m³/h, m³/s and cfm. Pe= Static pressure in mm H₂O, Pa and inwg.

Impeller diameter (cm): 125 Number of poles: 8 Number of blades: 6



Starting data

- Working point:
- Flow rate: 12,500 m³/h
- Load loss: 7.5 mm H₂O

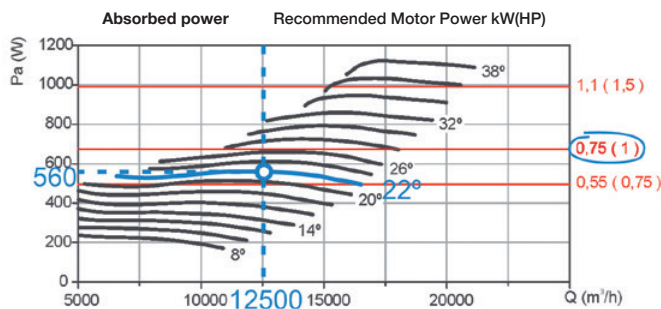
Equipment selection steps

On the pressure graph:

1. Mark the working point defined by the flow rate (12,500 m³/h) and the load loss (7.5 mm H₂O).
2. Select the nearest equipment curve above the working point. In this case, a blade angle curve of 22° is obtained.

On the power graph:

3. Mark the working point defined by the working flow rate (12,500 m³/h) and the selected blade angle curve (22°).
4. Read the absorbed power on the left power axis. Pa= 560 W at the working point.
5. Find the nearest straight red line above the working point. The installed motor power is given on the right side of the graph. In this case, 0.75 kW or 1 HP



ORDER CODE EXAMPLE

HGT — 125 — 8T — 6 — 1 — 22

HGT: Tubular axial fans with large diameters and direct drive motors.
HGTX: Large diameter tubular axial fans with external motors.

Impeller diameter in cm

Number of motor poles
4=1400 r/min. 50 Hz
6=900 r/min. 50 Hz
8=750 r/min. 50 Hz

T= Three-phase
M= Single-phase

Number of blades
6 blades
9 blades

Motor power (HP)

Blade inclination angle

Characteristic curves

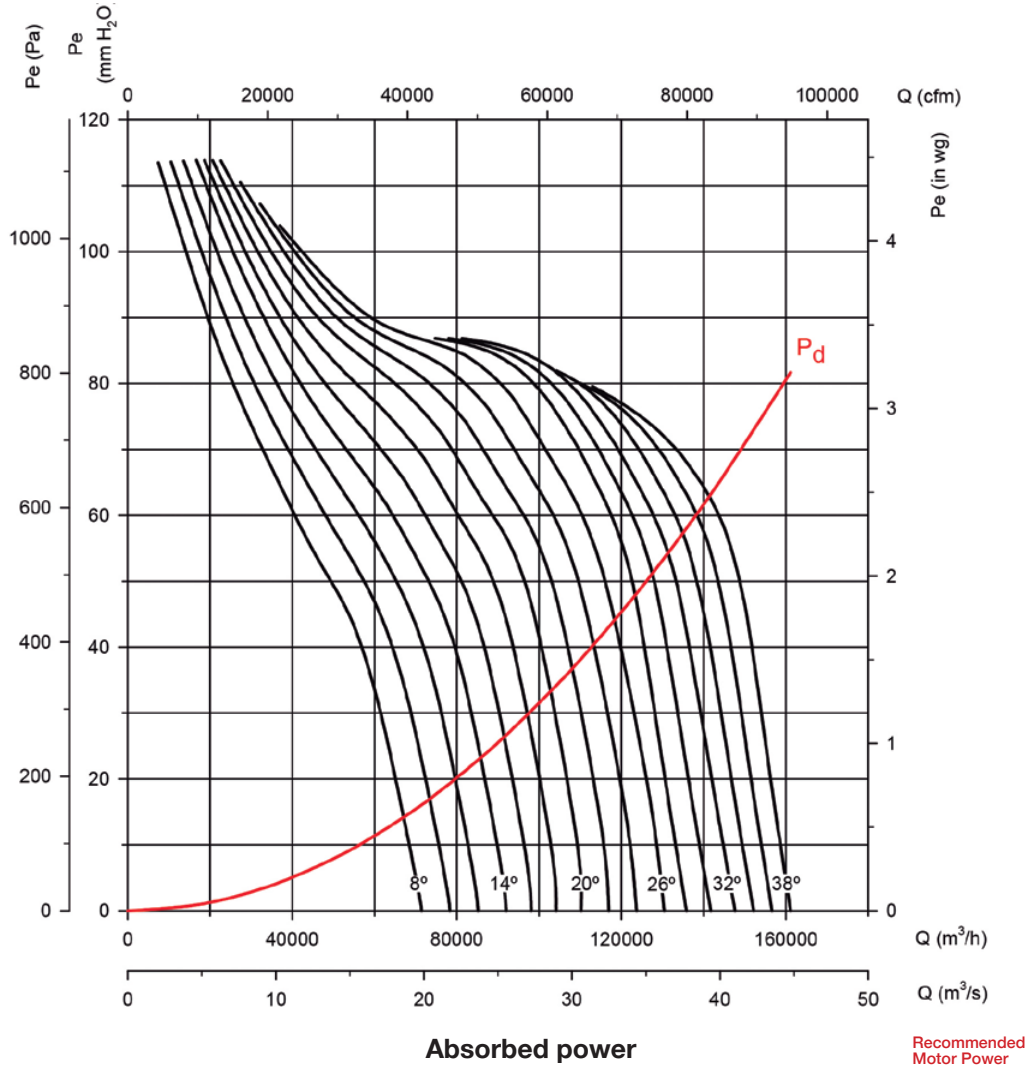
Q= Flow rate in m³/h, m³/s and cfm.

Pe= Static pressure in mm H₂O, Pa and inwg.

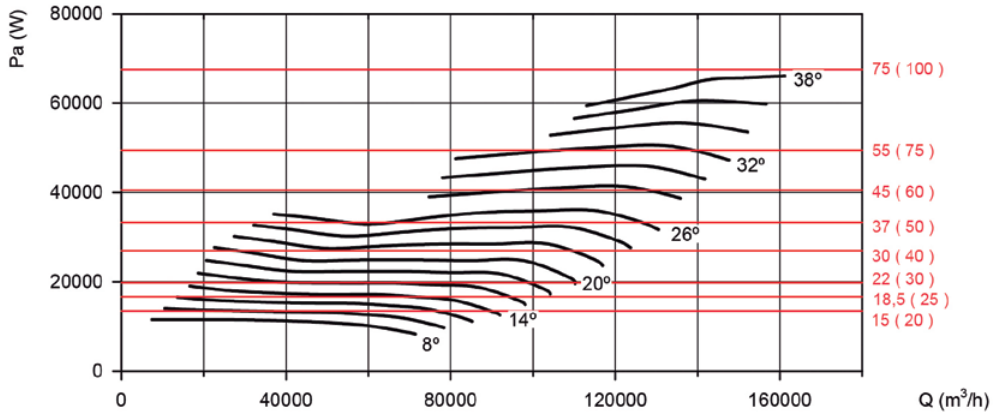
Impeller diameter (cm): 125

Number of poles: 4

Number of blades: 6



Recommended Motor Power kW(HP)



AXIAL FANS AND ROOF-MOUNTED EXTRACT FANS

Characteristic curves

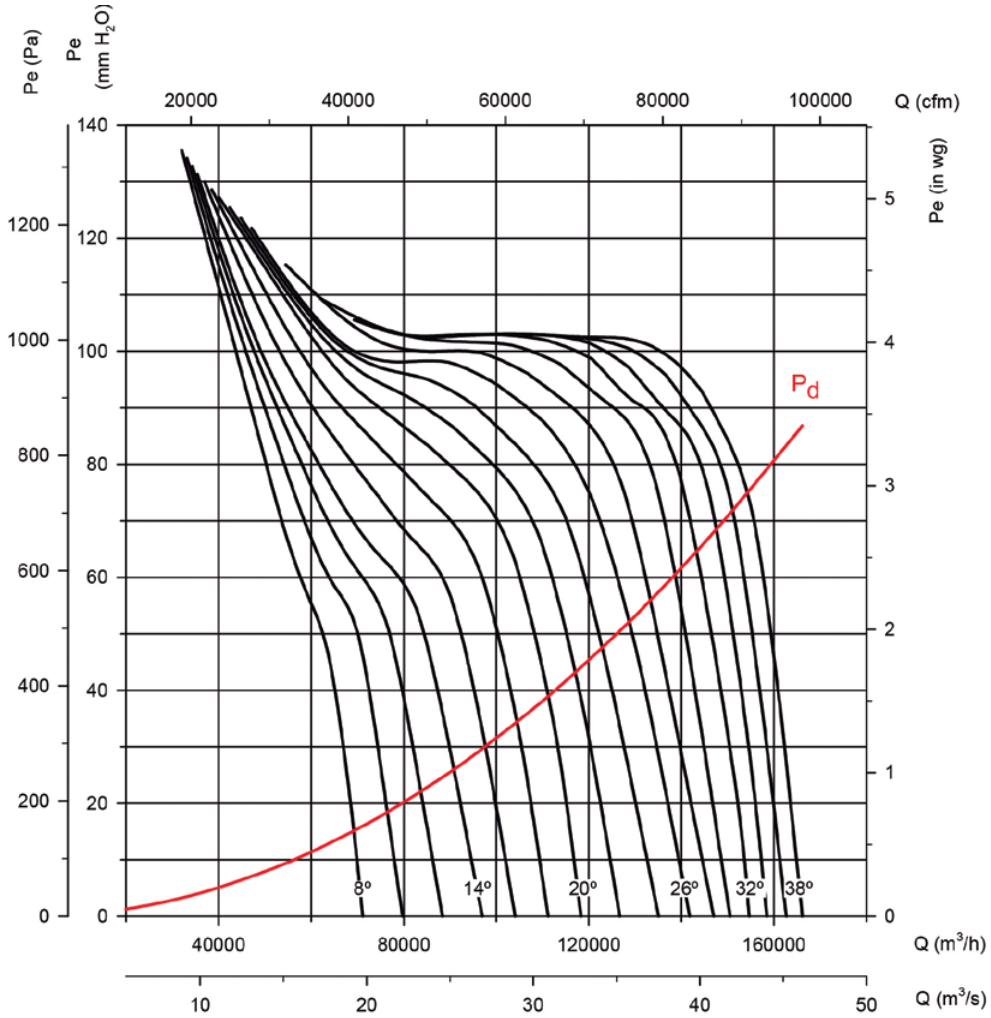
Q= Flow rate in m³/h, m³/s and cfm.

Pe= Static pressure in mm H₂O, Pa and inwg.

Impeller diameter (cm): 125

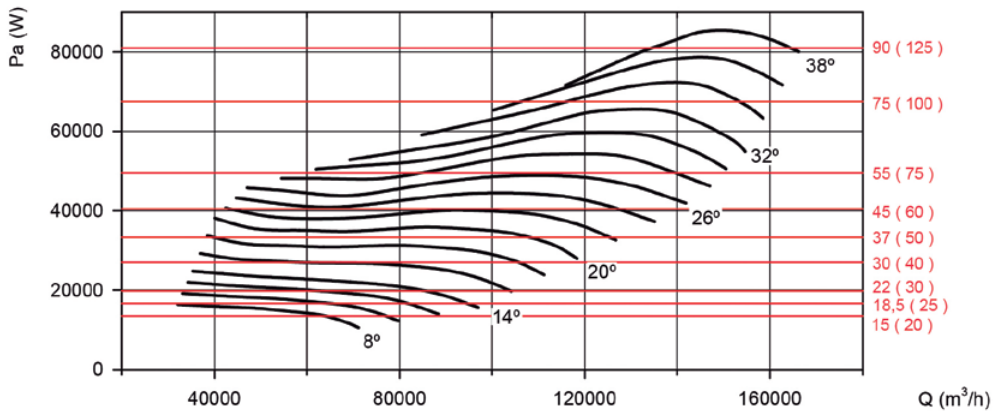
Number of poles: 4

Number of blades: 9



Absorbed power

Recommended Motor Power kW(HP)



Characteristic curves

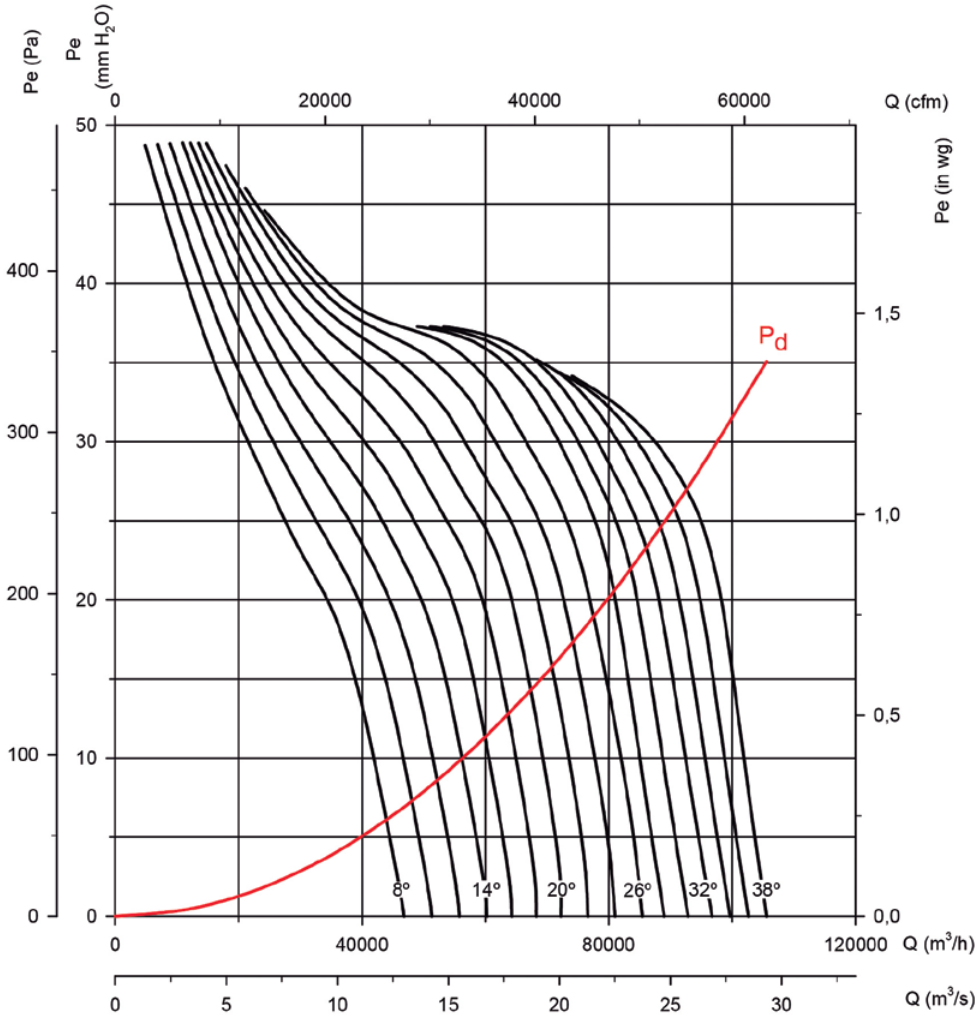
Q= Flow rate in m³/h, m³/s and cfm.

Pe= Static pressure in mm H₂O, Pa and inwg.

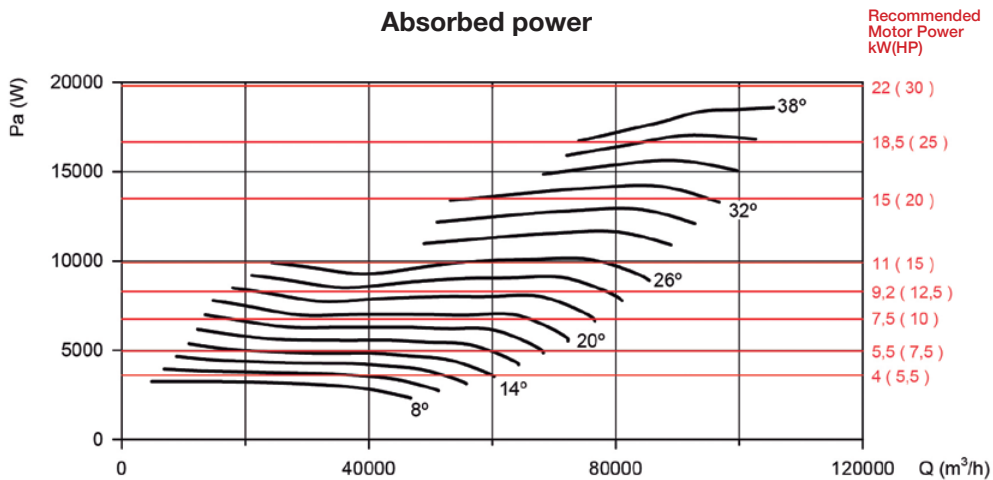
Impeller diameter (cm): 125

Number of poles: 6

Number of blades: 6



Absorbed power



AXIAL FANS AND ROOF-MOUNTED EXTRACT FANS

Characteristic curves

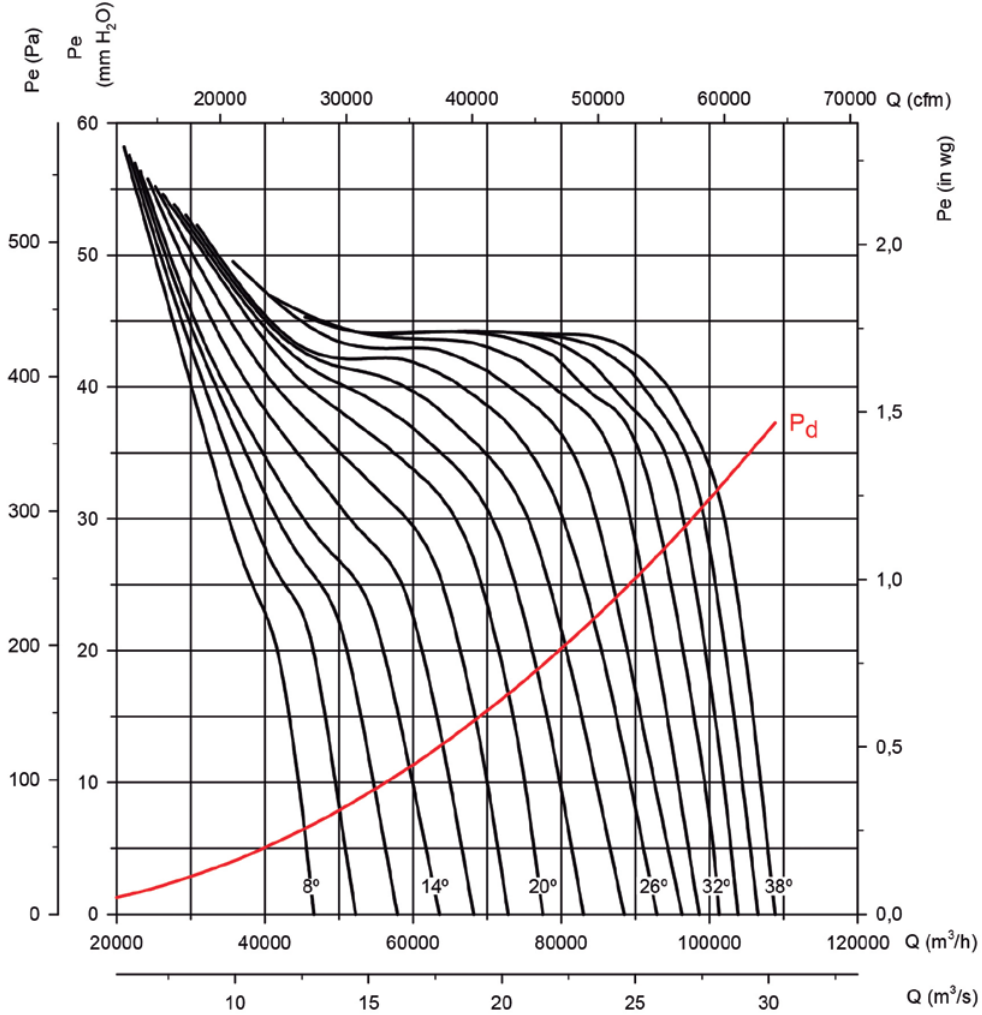
Q= Flow rate in m³/h, m³/s and cfm.

Pe= Static pressure in mm H₂O, Pa and inwg.

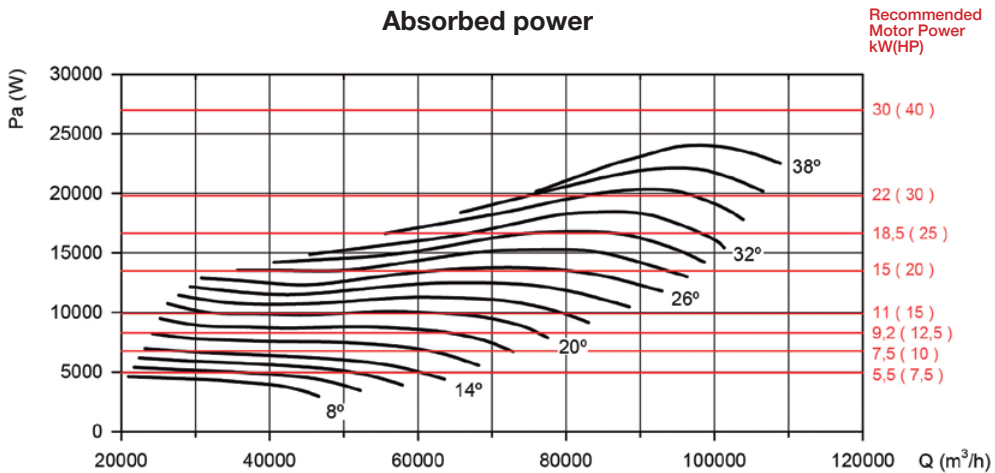
Impeller diameter (cm): 125

Number of poles: 6

Number of blades: 9



Absorbed power



Characteristic curves

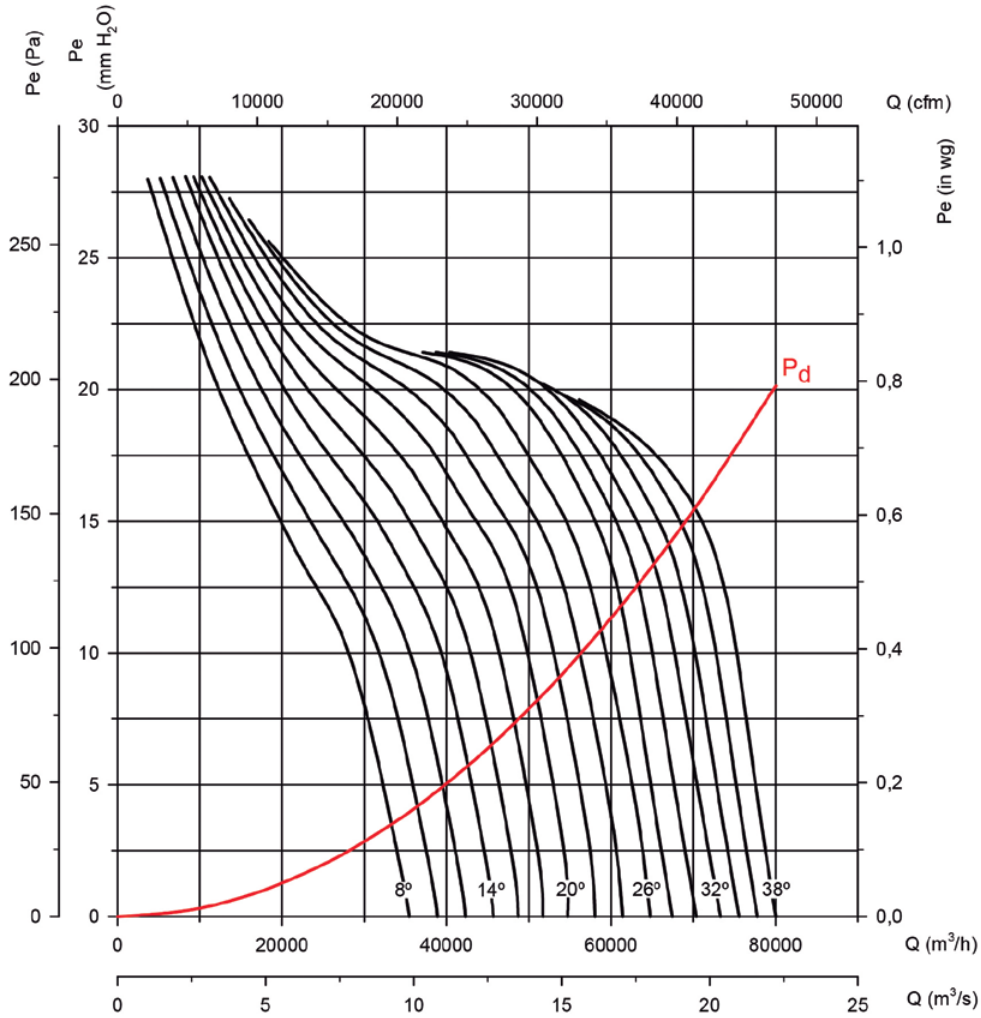
Q= Flow rate in m³/h, m³/s and cfm.

Pe= Static pressure in mm H₂O, Pa and inwg.

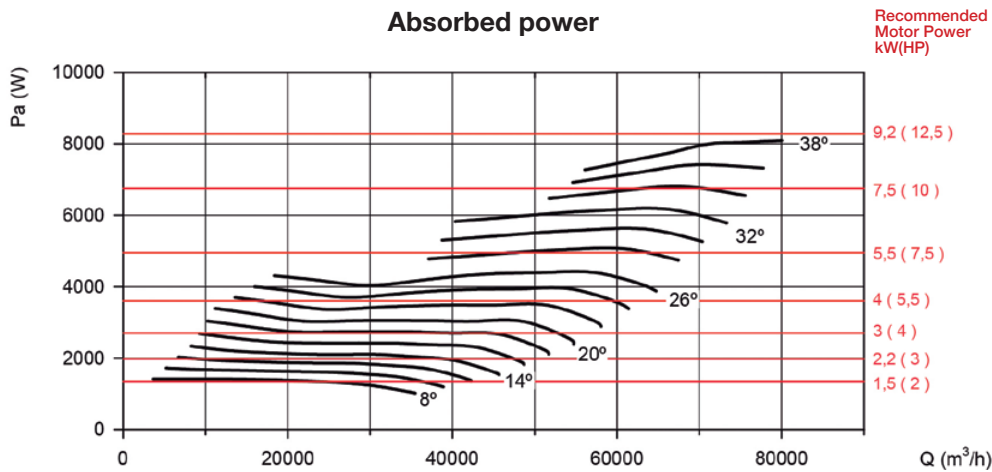
Impeller diameter (cm): 125

Number of poles: 8

Number of blades: 6



Absorbed power



AXIAL FANS AND ROOF-MOUNTED EXTRACT FANS

Characteristic curves

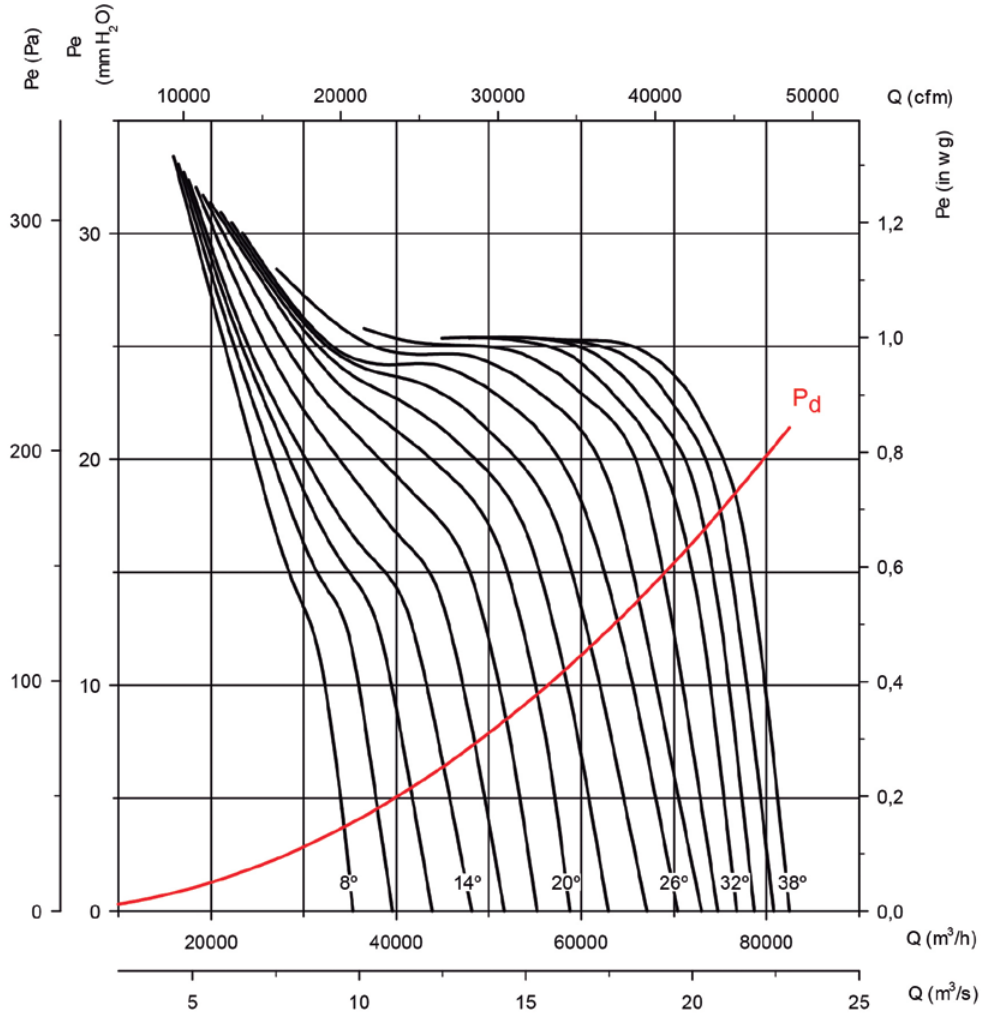
Q= Flow rate in m³/h, m³/s and cfm.

Pe= Static pressure in mm H₂O, Pa and inwg.

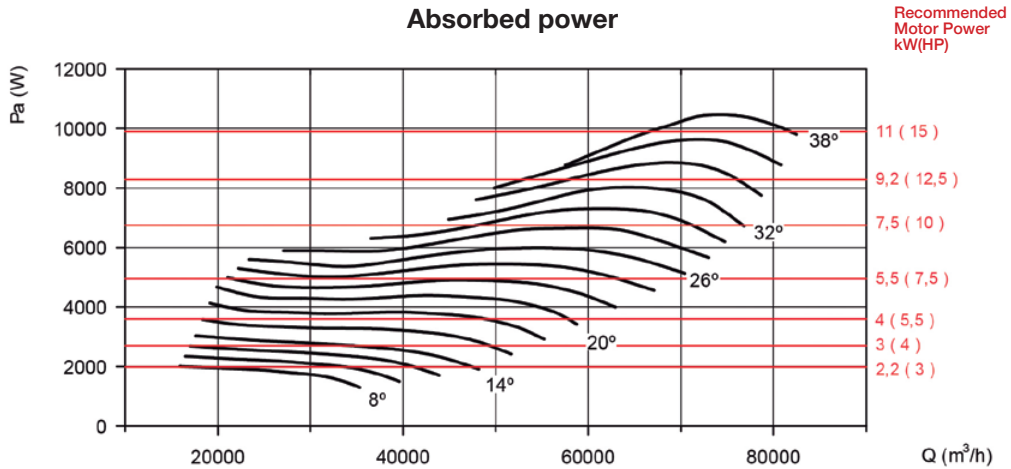
Impeller diameter (cm): 125

Number of poles: 8

Number of blades: 9



Absorbed power



Characteristic curves

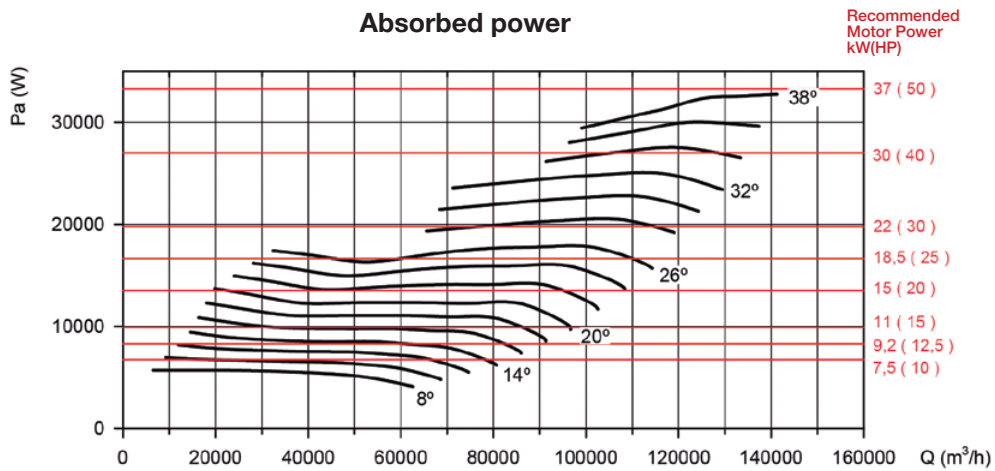
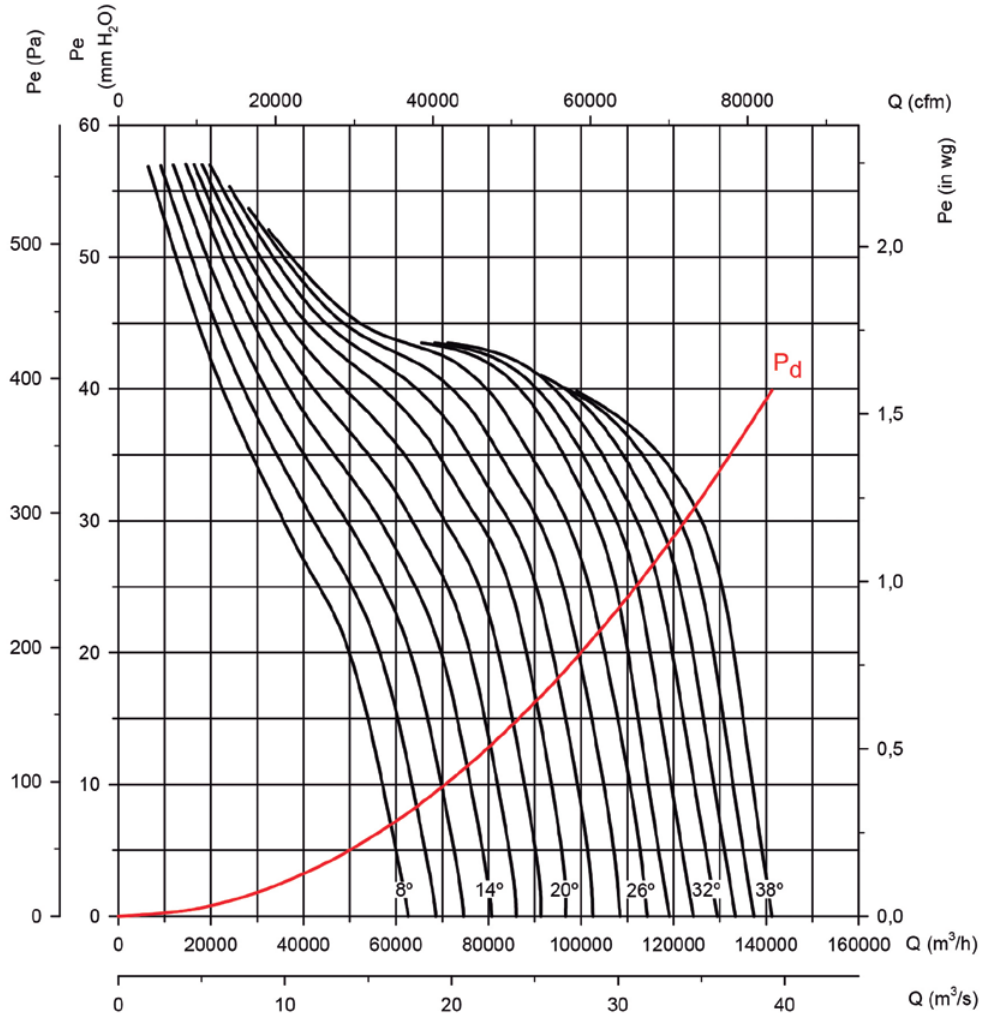
Q= Flow rate in m³/h, m³/s and cfm.

Pe= Static pressure in mm H₂O, Pa and inwg.

Impeller diameter (cm): 140

Number of poles: 6

Number of blades: 6



AXIAL FANS AND ROOF-MOUNTED EXTRACT FANS

Characteristic curves

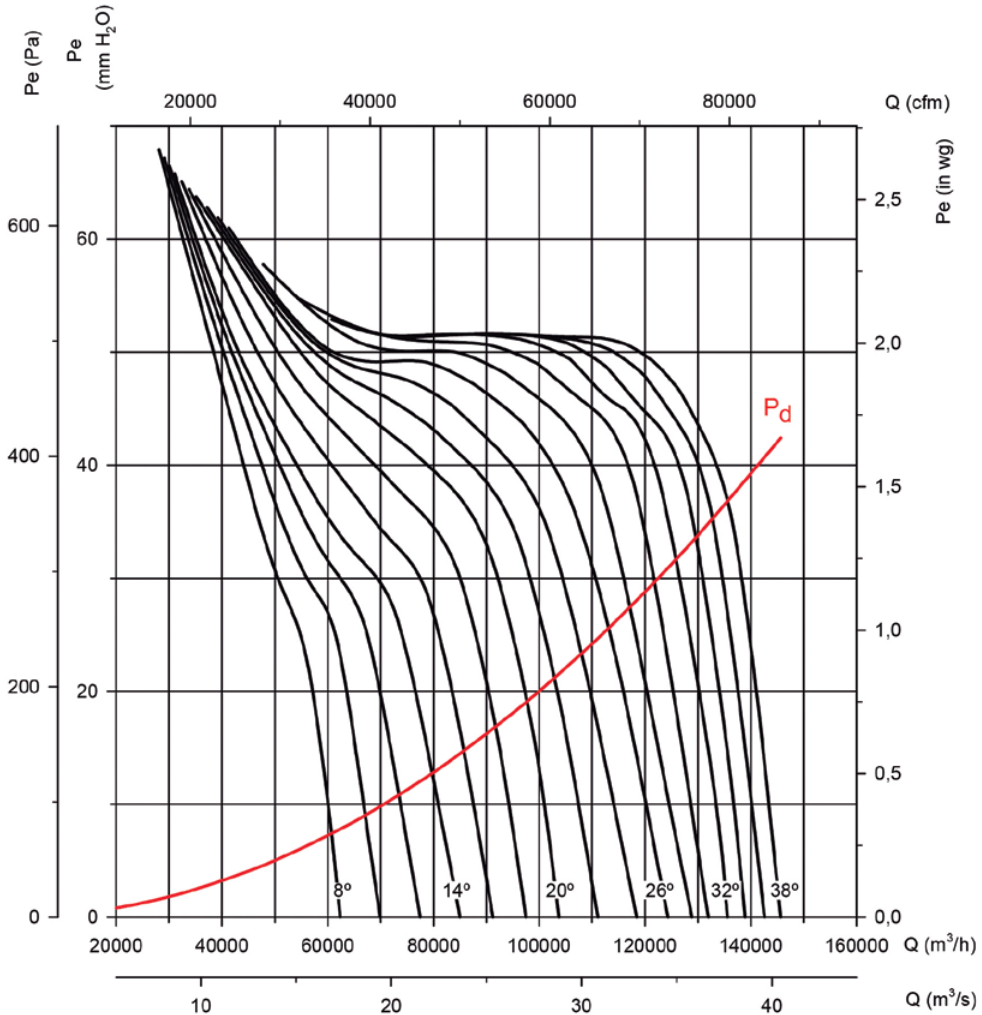
Q= Flow rate in m³/h, m³/s and cfm.

Pe= Static pressure in mm H₂O, Pa and inwg.

Impeller diameter (cm): 140

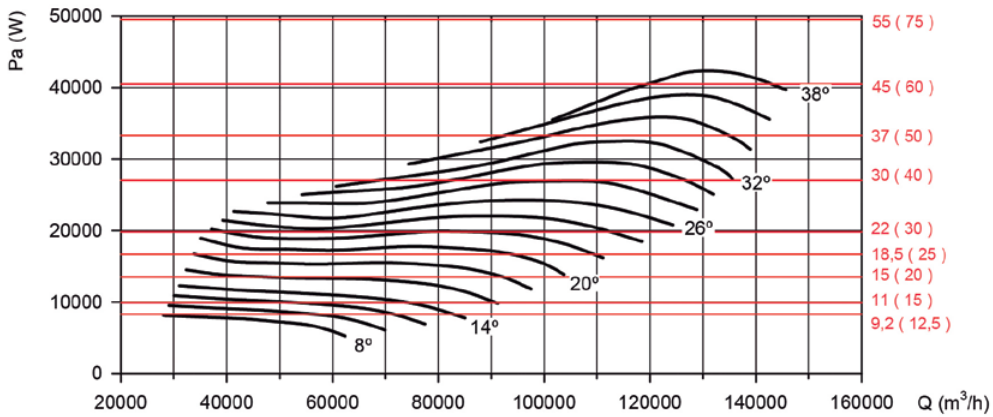
Number of poles: 6

Number of blades: 9



Absorbed power

Recommended Motor Power kW(HP)



Characteristic curves

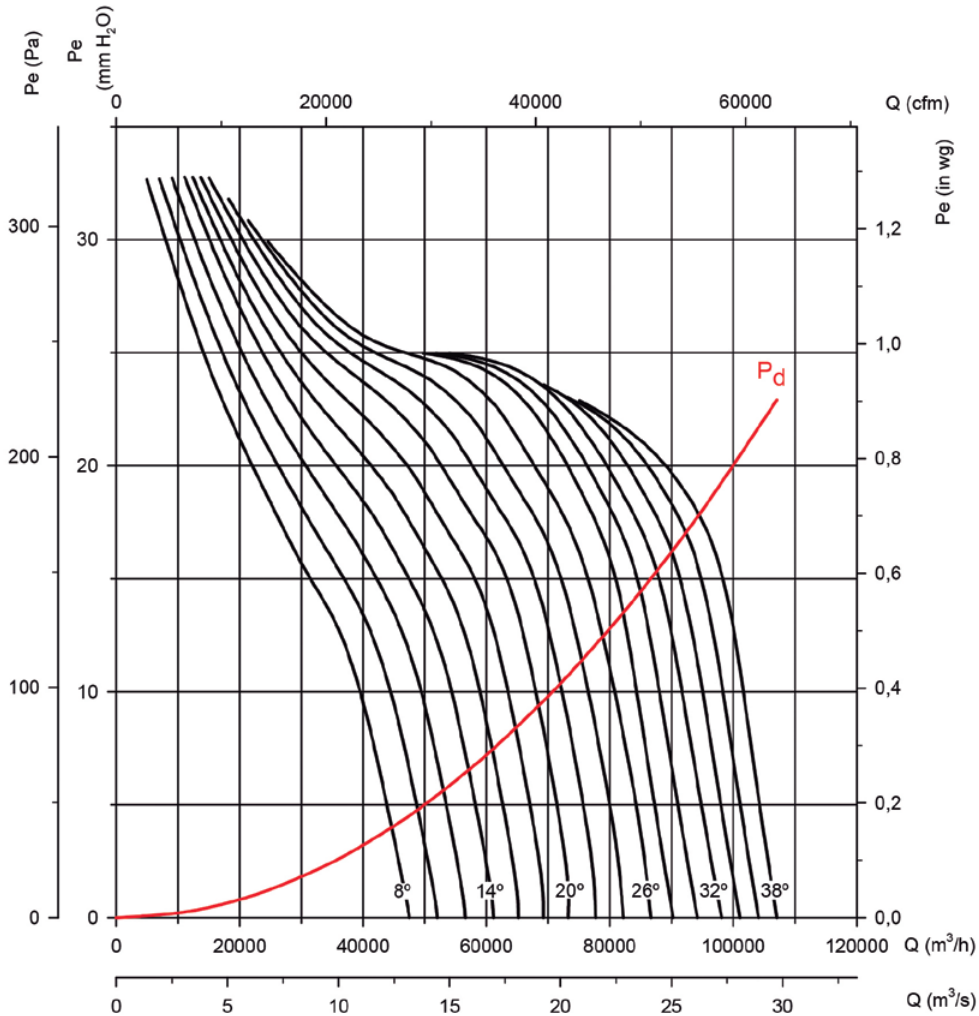
Q= Flow rate in m³/h, m³/s and cfm.

Pe= Static pressure in mm H₂O, Pa and inwg.

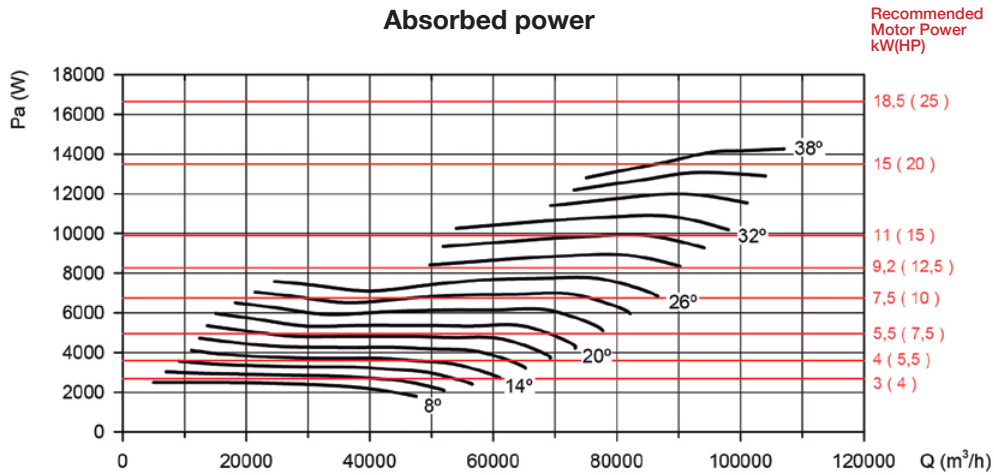
Impeller diameter (cm): 140

Number of poles: 8

Number of blades: 6



Absorbed power



AXIAL FANS AND ROOF-MOUNTED EXTRACT FANS

Characteristic curves

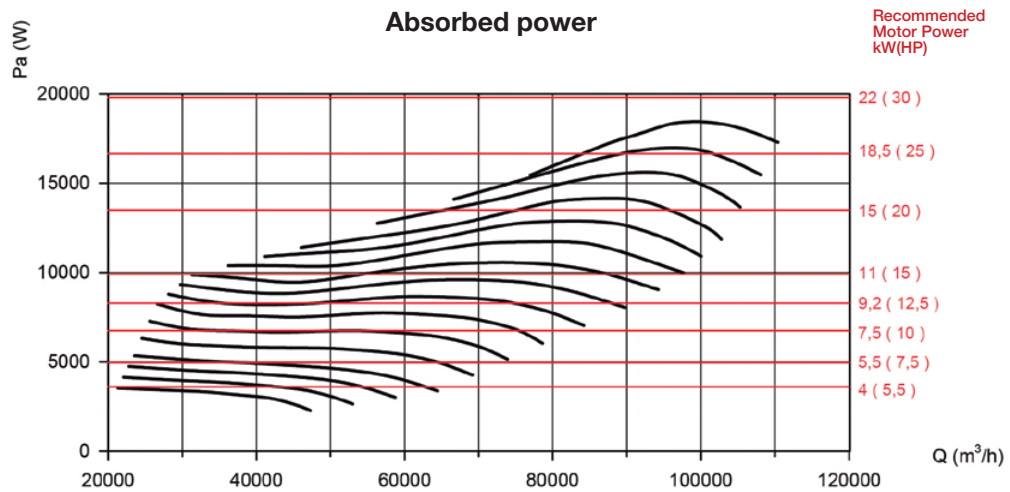
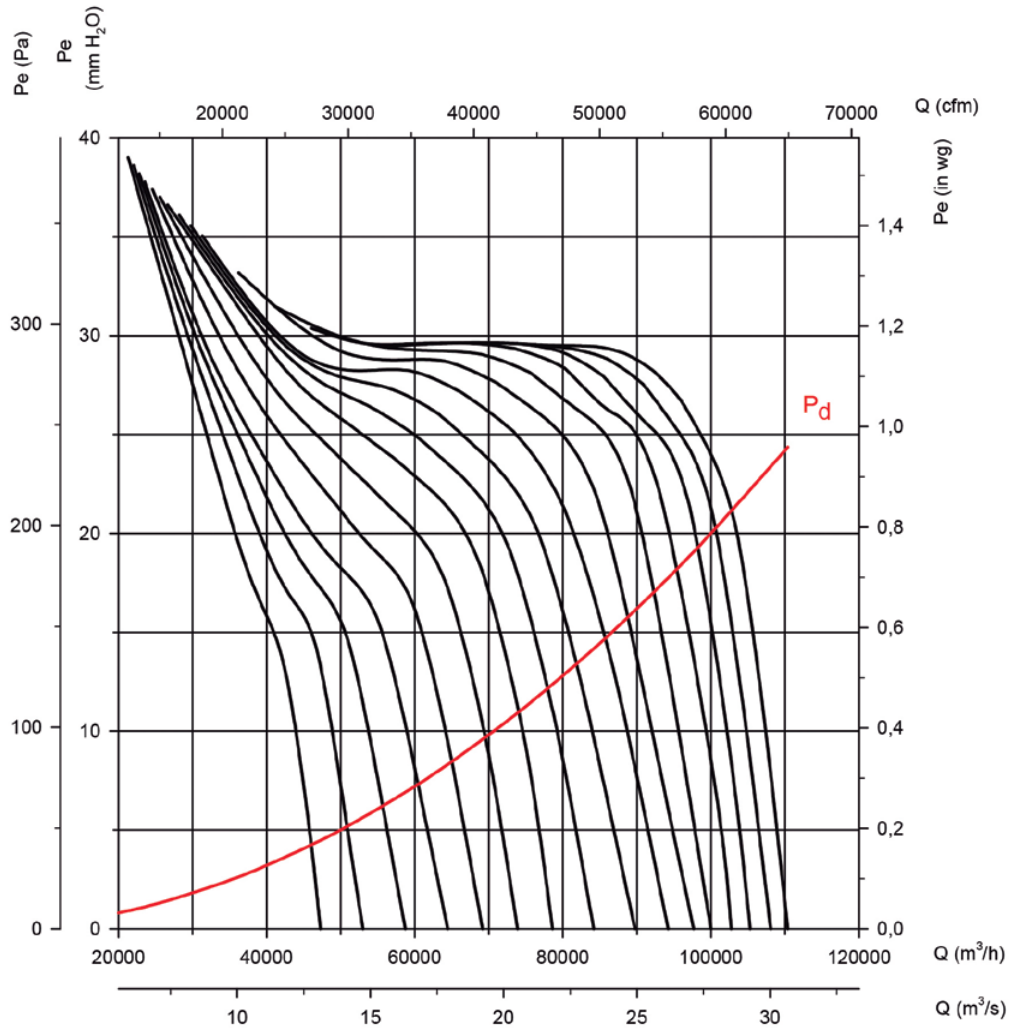
Q= Flow rate in m³/h, m³/s and cfm.

Pe= Static pressure in mm H₂O, Pa and inwg.

Impeller diameter (cm): 140

Number of poles: 8

Number of blades: 9



Characteristic curves

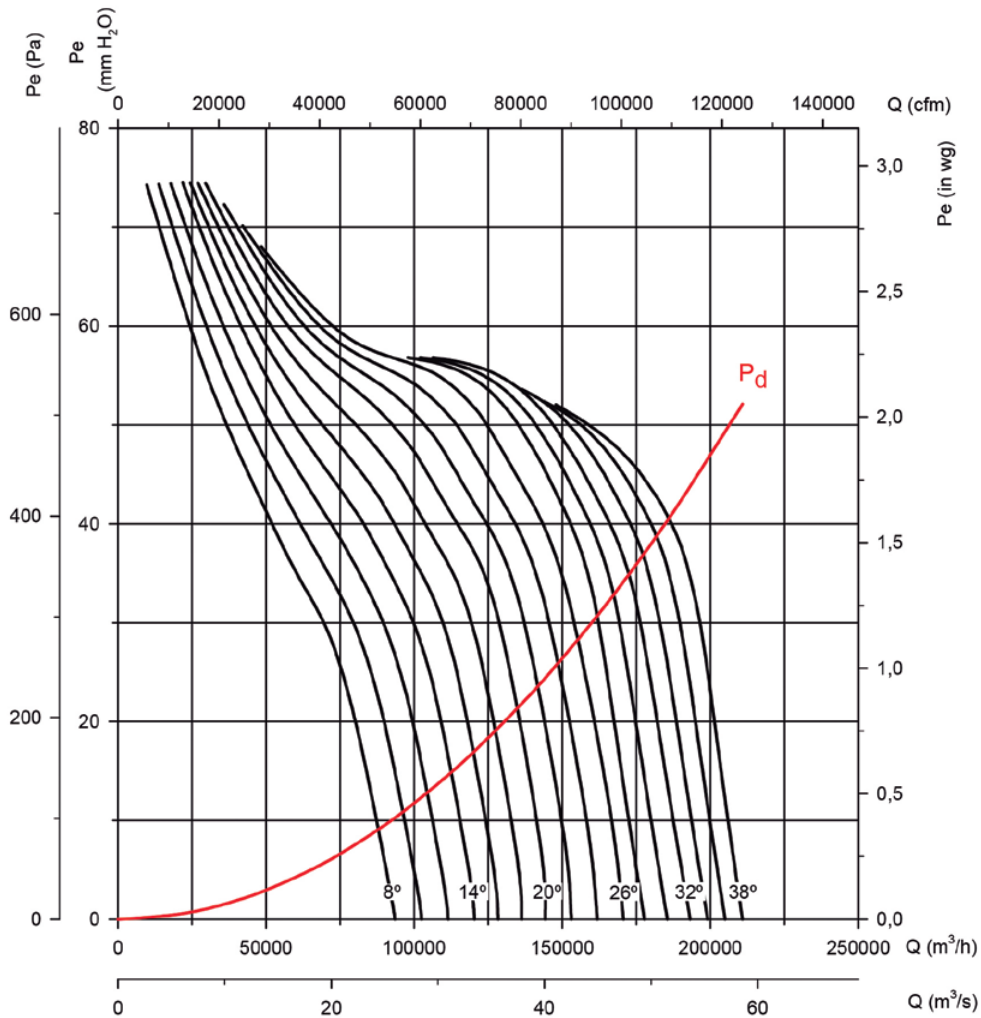
Q= Flow rate in m³/h, m³/s and cfm.

Pe= Static pressure in mm H₂O, Pa and inwg.

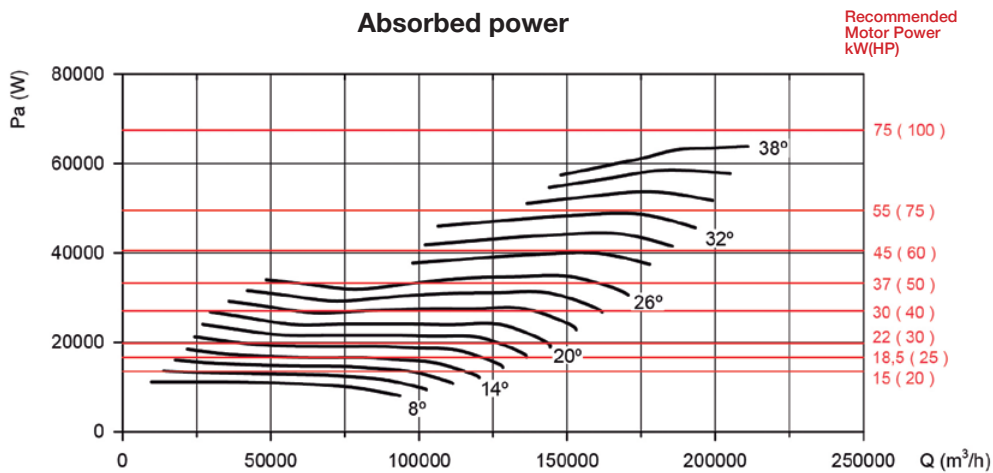
Impeller diameter (cm): 160

Number of poles: 6

Number of blades: 6



Absorbed power



AXIAL FANS AND ROOF-MOUNTED EXTRACT FANS

Characteristic curves

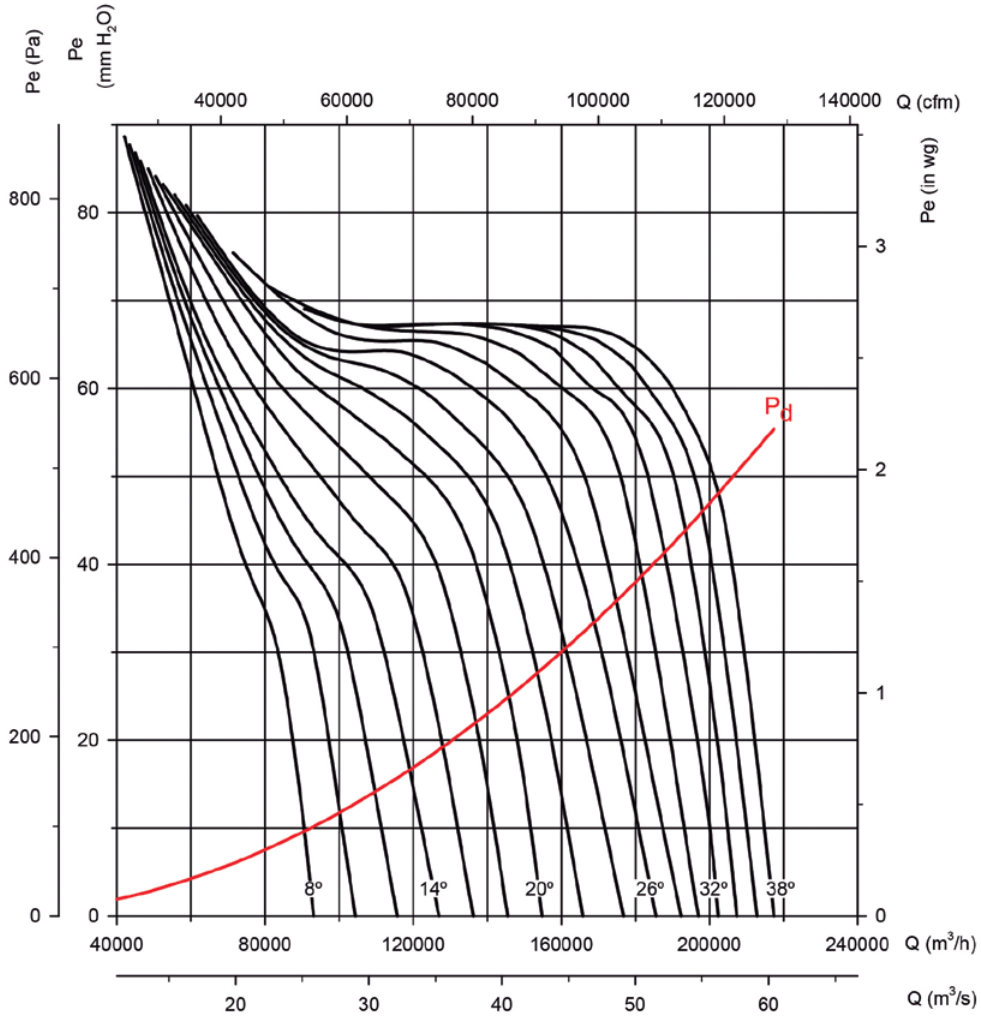
Q= Flow rate in m³/h, m³/s and cfm.

Pe= Static pressure in mm H₂O, Pa and inwg.

Impeller diameter (cm): 160

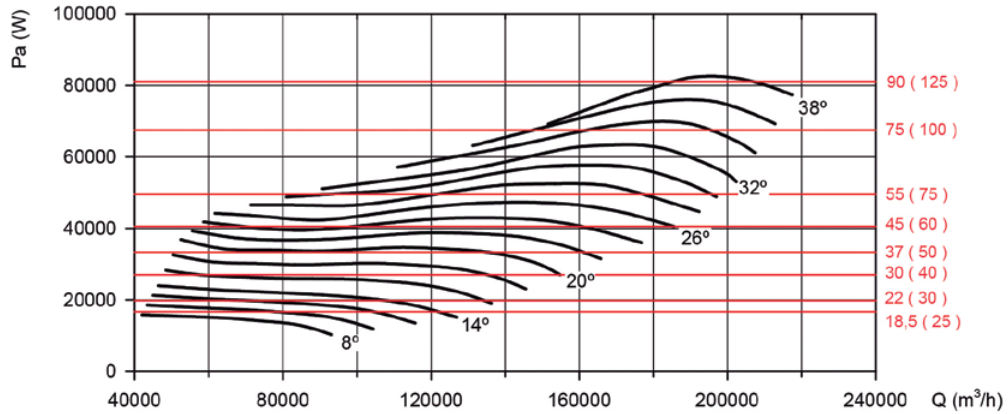
Number of poles: 6

Number of blades: 9



Absorbed power

Recommended Motor Power kW(HP)



Characteristic curves

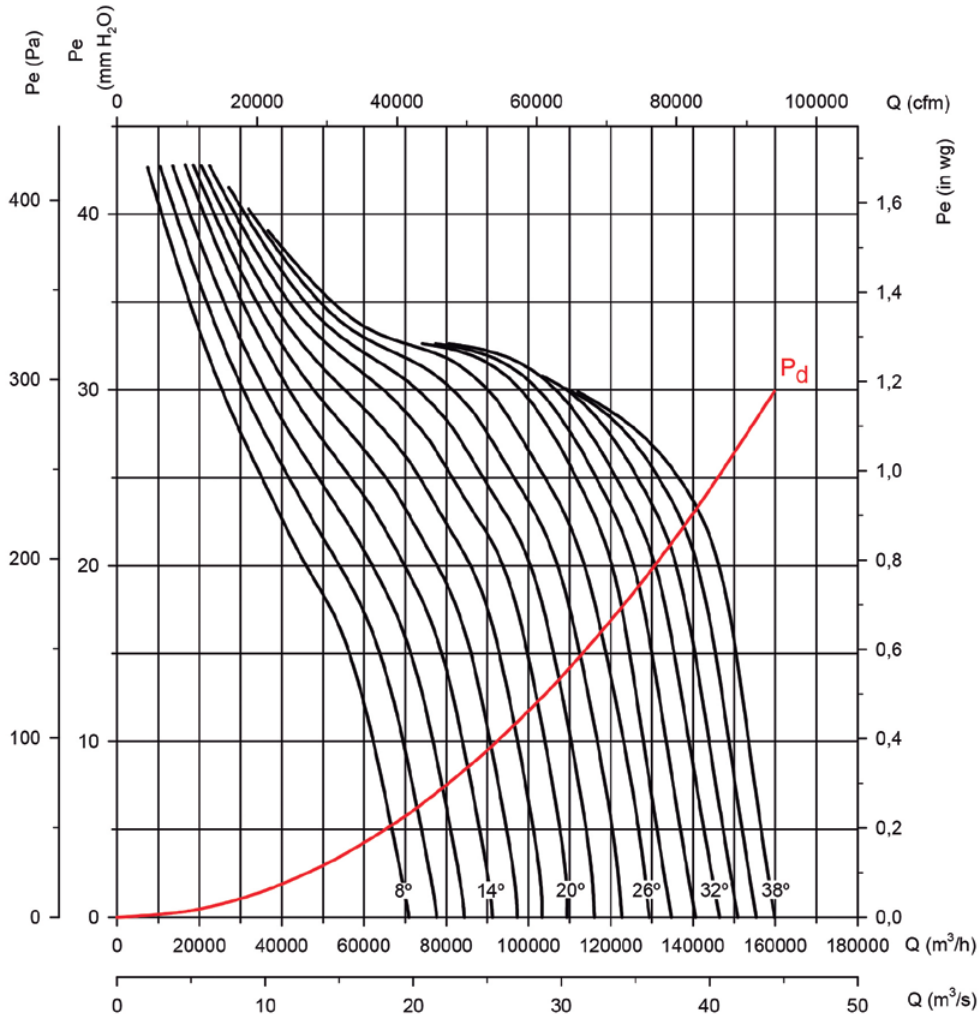
Q= Flow rate in m³/h, m³/s and cfm.

Pe= Static pressure in mm H₂O, Pa and inwg.

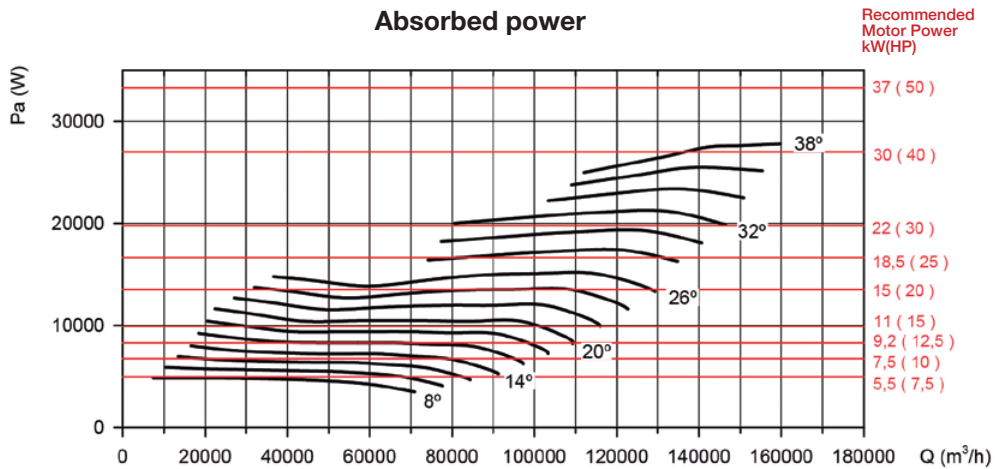
Impeller diameter (cm): 160

Number of poles: 8

Number of blades: 6



Absorbed power



AXIAL FANS AND ROOF-MOUNTED EXTRACT FANS

Characteristic curves

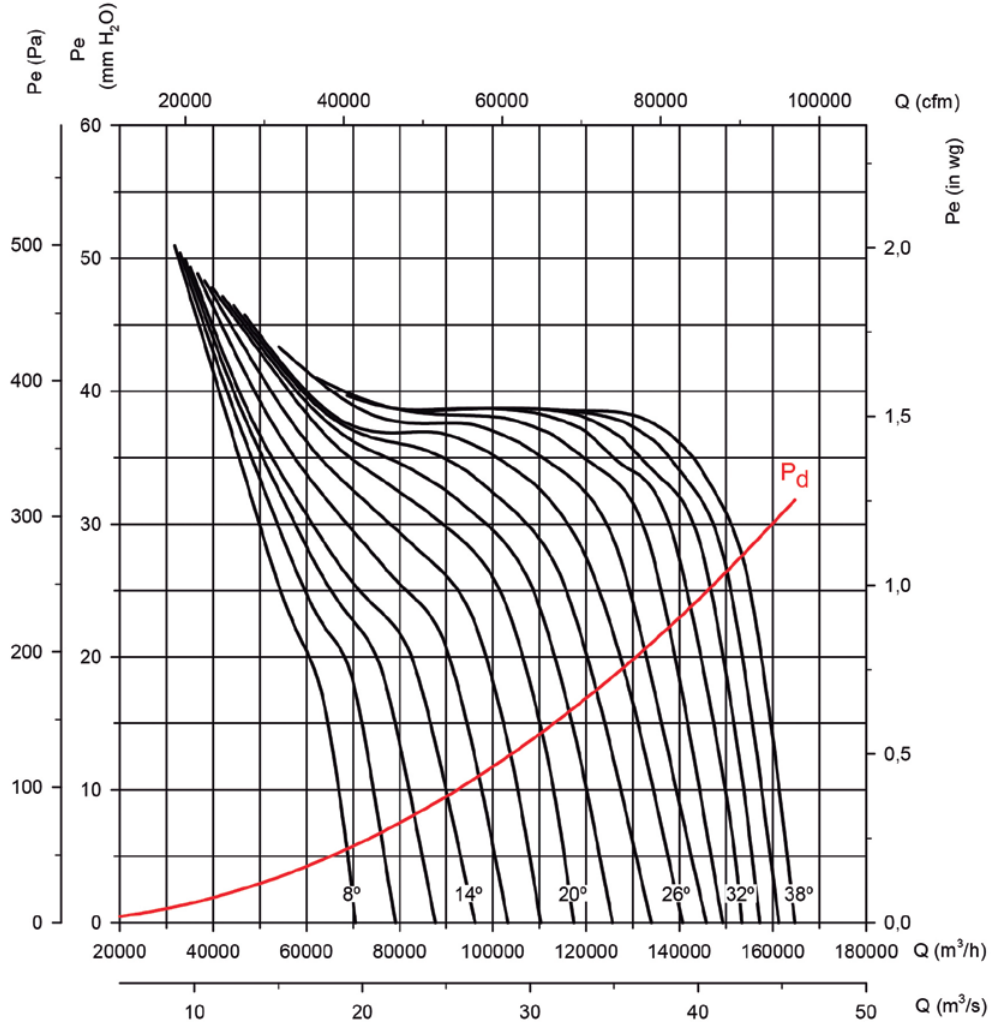
Q= Flow rate in m³/h, m³/s and cfm.

Pe= Static pressure in mm H₂O, Pa and inwg.

Impeller diameter (cm): 160

Number of poles: 8

Number of blades: 9



Absorbed power

